

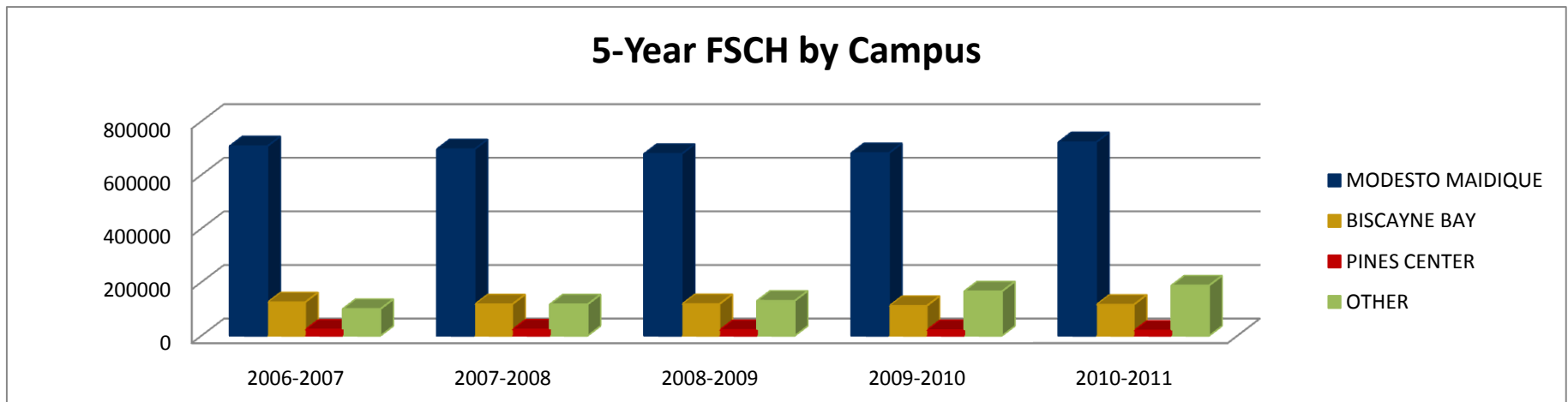
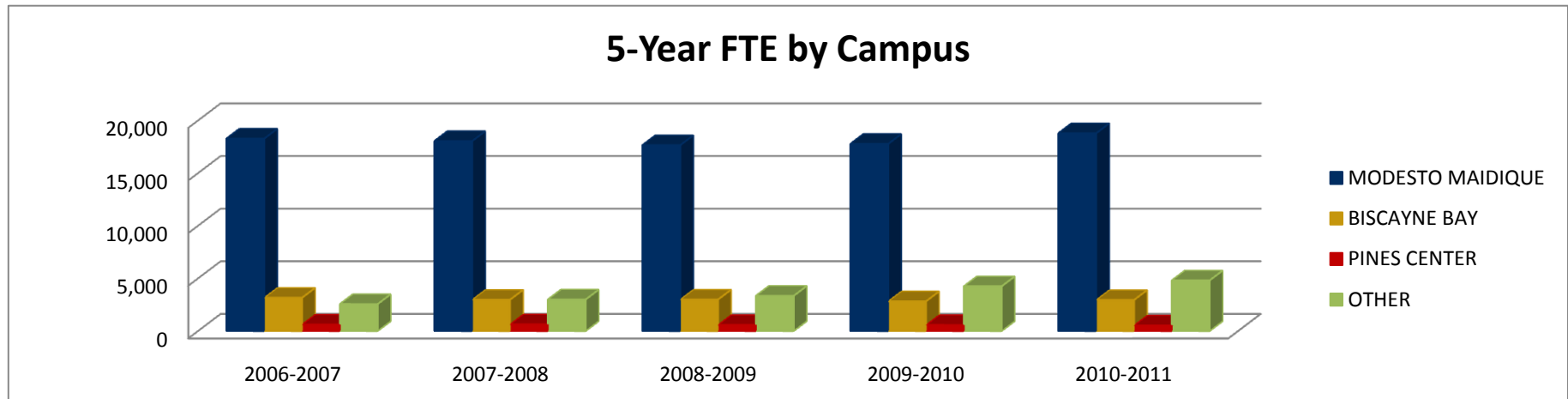
FULL TIME EQUIVALENT (FTE), FUNDABLE STUDENT CREDIT HOURS (FSCH), STUDENT CREDIT HOURS-FULL TIME EQUIVALENT (SCH-FTE), & STUDENT CREDIT HOURS (SCH) BY CAMPUS

<u>CAMPUS</u>	<u>Data</u>	<u>2006-2007</u>	<u>2007-2008</u>	<u>2008-2009</u>	<u>2009-2010</u>	<u>2010-2011</u>
MODESTO MAIDIQUE	FTE	18,276	18,046	17,653	17,777	18,788
	FSCH	707,008	695,672	678,200	681,167	721,560
	SCH-FTE	18,466	18,249	17,837	18,009	19,166
	SCH	714,201	703,372	685,169	690,085	736,229
BISCAYNE BAY	FTE	3,157	2,971	2,987	2,822	2,948
	FSCH	124,672	117,127	117,819	110,800	115,602
	SCH-FTE	3,210	3,021	3,026	2,866	2,998
	SCH	126,707	119,060	119,348	112,532	117,578
PINES CENTER	FTE	614	626	573	565	521
	FSCH	22,363	22,929	21,002	20,687	18,845
	SCH-FTE	615	629	579	568	548
	SCH	22,420	23,058	21,245	20,816	19,757
OTHER	FTE	2,558	2,994	3,339	4,250	4,810
	FSCH	99,586	116,880	130,234	165,445	187,193
	SCH-FTE	2,888	3,460	3,871	4,906	5,858
	SCH	111,039	133,182	149,532	189,354	224,048
	Total FTE	24,605	24,637	24,552	25,414	27,066
	Total FSCH	953,629	952,608	947,255	978,099	1,043,200
	Total SCH-FTE	25,179	25,359	25,314	26,348	28,571
	Total SCH	974,367	978,672	975,294	1,012,787	1,097,612

Source: Student Data Course File

* Academic Year 2010 - 2011 reflects preliminary Spring '11 data (data subject to change)

** Does not include data for the College of Medicine



Source: Student Data Course File

* Academic Year 2010 - 2011 reflects preliminary Spring '11 data (data subject to change)

** Does not include data for the College of Medicine

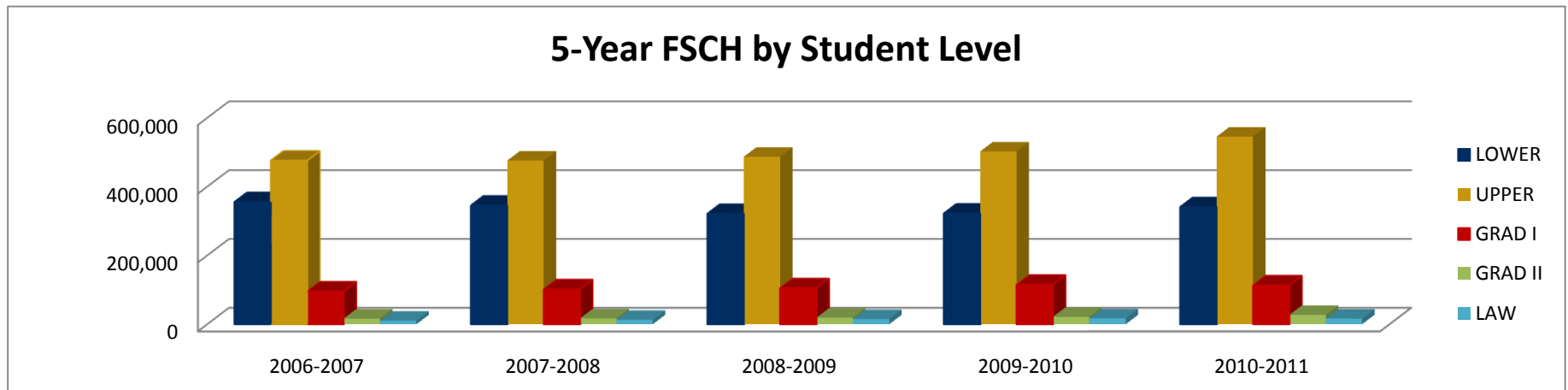
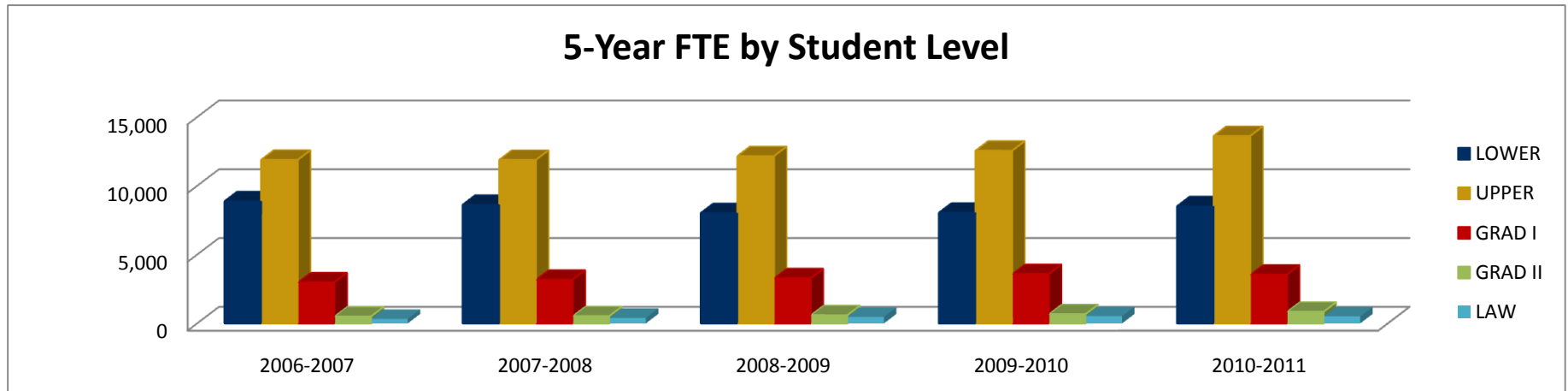
FULL TIME EQUIVALENT (FTE), FUNDABLE STUDENT CREDIT HOURS (FSCH), STUDENT CREDIT HOURS-FULL TIME EQUIVALENT (SCH-FTE), & STUDENT CREDIT HOURS (SCH) BY STUDENT LEVEL

<u>LEVEL</u>	<u>Data</u>	<u>2006-2007</u>	<u>2007-2008</u>	<u>2008-2009</u>	<u>2009-2010</u>	<u>2010-2011</u>
LOWER	FTE	8,885	8,630	8,028	8,048	8,519
	FSCH	355,382	345,204	321,127	321,930	340,755
	SCH-FTE	9,022	8,770	8,141	8,212	8,799
	SCH	360,864	350,810	325,625	328,493	351,974
UPPER	FTE	11,897	11,897	12,170	12,560	13,635
	FSCH	475,884	475,882	486,789	502,382	545,390
	SCH-FTE	12,060	12,128	12,517	12,992	14,133
	SCH	482,383	485,120	500,670	519,688	565,319
GRAD I	FTE	2,986	3,181	3,288	3,597	3,549
	FSCH	95,537	101,800	105,207	115,107	113,440
	SCH-FTE	3,244	3,527	3,585	3,930	4,269
	SCH	103,818	112,855	114,729	125,749	136,485
GRAD II	FTE	510	530	598	673	849
	FSCH	16,323	16,966	19,133	21,534	27,153
	SCH-FTE	520	535	602	678	855
	SCH	16,640	17,131	19,256	21,711	27,372
LAW	FTE	328	399	469	536	514
	FSCH	10,503	12,756	14,999	17,146	16,462
	SCH-FTE	333	399	469	536	514
	SCH	10,662	12,756	15,014	17,146	16,462
Total FTE		24,605	24,637	24,552	25,414	27,066
Total FSCH		953,629	952,608	947,255	978,099	1,043,200
Total SCH-FTE		25,179	25,359	25,314	26,348	28,571
Total SCH		974,367	978,672	975,294	1,012,787	1,097,612

Source: Student Data Course File

* Academic Year 2010 - 2011 reflects preliminary Spring '11 data (data subject to change)

** Does not include data for the College of Medicine



Source: Student Data Course File

* Academic Year 2010 - 2011 reflects preliminary Spring '11 data (data subject to change)

** Does not include data for the College of Medicine

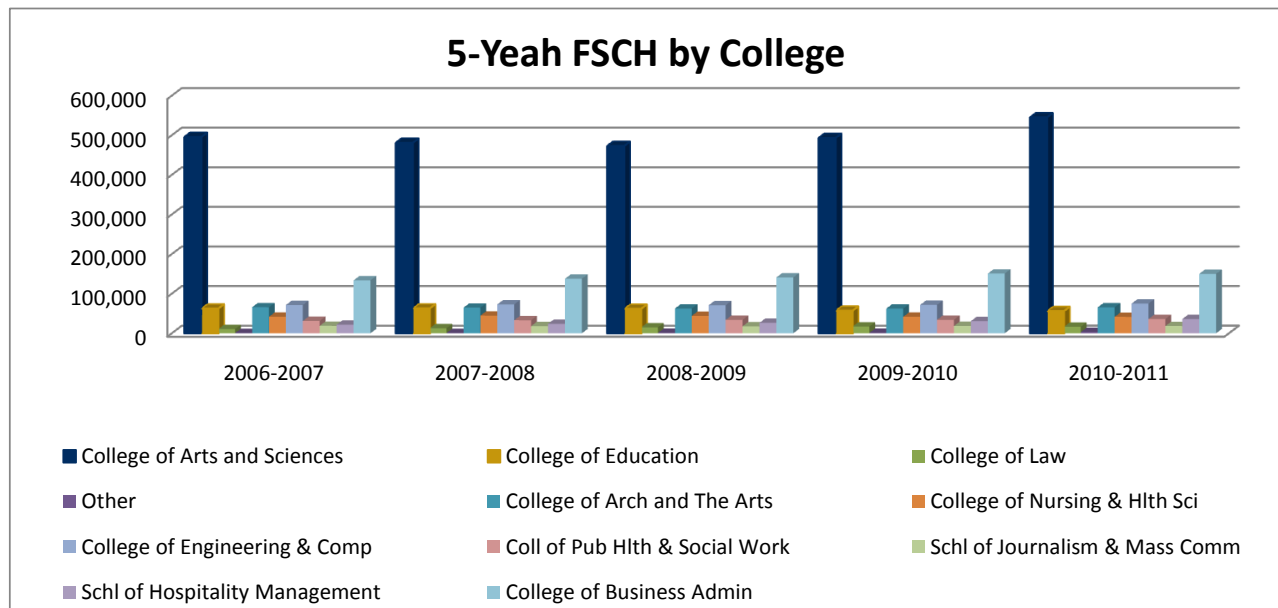
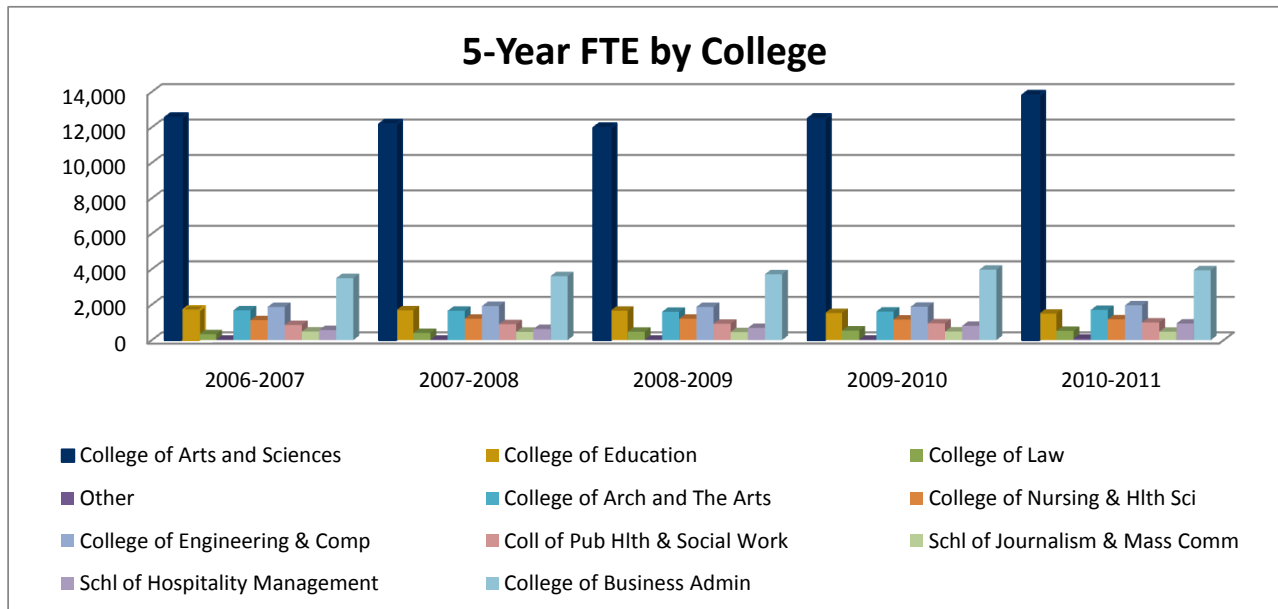
**FULL TIME EQUIVALENT (FTE), FUNDABLE STUDENT CREDIT HOURS (FSCH), STUDENT CREDIT HOURS-
FULL TIME EQUIVALENT (SCH-FTE), & STUDENT CREDIT HOURS (SCH) BY COLLEGE**

<u>COLLEGE</u>	<u>Data</u>	<u>2006-2007</u>	<u>2007-2008</u>	<u>2008-2009</u>	<u>2009-2010</u>	<u>2010-2011</u>
College of Arch and The Arts	FTE	1,675	1,650	1,591	1,611	1,697
	FSCH	65,833	64,789	62,492	62,444	65,636
	SCH-FTE	1,686	1,661	1,602	1,621	1,703
College of Arts and Sciences	SCH	66,290	65,233	62,923	62,836	65,893
	FTE	12,539	12,174	11,974	12,494	13,809
	FSCH	495,616	480,957	472,974	493,155	545,131
College of Business Admin	SCH-FTE	12,722	12,350	12,111	12,677	14,127
	SCH	502,789	487,885	478,384	500,485	557,779
	FTE	3,491	3,607	3,713	3,968	3,938
College of Education	FSCH	133,632	137,723	141,078	150,835	150,094
	SCH-FTE	3,641	3,770	3,908	4,201	4,542
	SCH	138,755	143,088	147,457	158,474	169,687
College of Engineering & Comp	FTE	1,668	1,681	1,657	1,525	1,493
	FSCH	62,314	62,653	61,684	56,926	55,903
	SCH-FTE	1,699	1,715	1,684	1,561	1,541
College of Law	SCH	63,302	63,785	62,680	58,152	57,607
	FTE	1,868	1,919	1,866	1,879	1,961
	FSCH	71,491	72,996	71,010	71,714	74,961
College of Nursing & Hlth Sci	SCH-FTE	1,970	2,044	1,912	1,918	2,022
	SCH	75,010	77,194	72,585	73,128	77,194
	FTE	328	399	469	536	514
Coll of Pub Hlth & Social Work	FSCH	10,503	12,756	14,999	17,146	16,462
	SCH-FTE	333	399	469	536	514
	SCH	10,662	12,756	15,014	17,146	16,462
Other	FTE	1,119	1,204	1,203	1,157	1,170
	FSCH	41,719	44,666	44,114	41,613	41,538
	SCH-FTE	1,124	1,211	1,211	1,167	1,175
Schl of Hospitality Management	SCH	41,878	44,877	44,384	41,932	41,715
	FTE	854	899	922	939	994
	FSCH	31,122	33,058	33,850	34,048	35,976
Schl of Journalism & Mass Comm	SCH-FTE	875	934	966	991	1,043
	SCH	31,806	34,171	35,273	35,735	37,565
	FTE	20	20	25	25	78
Other	FSCH	803	786	1,003	983	3,123
	SCH-FTE	30	31	37	39	92
	SCH	1,215	1,233	1,485	1,533	3,652
Schl of Hospitality Management	FTE	561	620	681	800	936
	FSCH	21,745	24,036	26,419	30,791	36,026
	SCH-FTE	601	769	953	1,149	1,326
Schl of Journalism & Mass Comm	SCH	23,281	29,884	37,183	44,621	51,440
	FTE	482	465	452	480	475
	FSCH	18,851	18,188	17,632	18,444	18,350
Total	SCH-FTE	498	476	461	489	483
	SCH	19,379	18,566	17,926	18,745	18,618
	Total FTE	24,605	24,637	24,552	25,414	27,066
Total FSCH	953,629	952,608	947,255	978,099	1,043,200	
Total SCH-FTE	25,179	25,359	25,314	26,348	28,571	
Total SCH	974,367	978,672	975,294	1,012,787	1,097,612	

Source: Student Data Course File

* Academic Year 2010 - 2011 reflects preliminary Spring '11 data (data subject to change)

** Does not include data for the College of Medicine



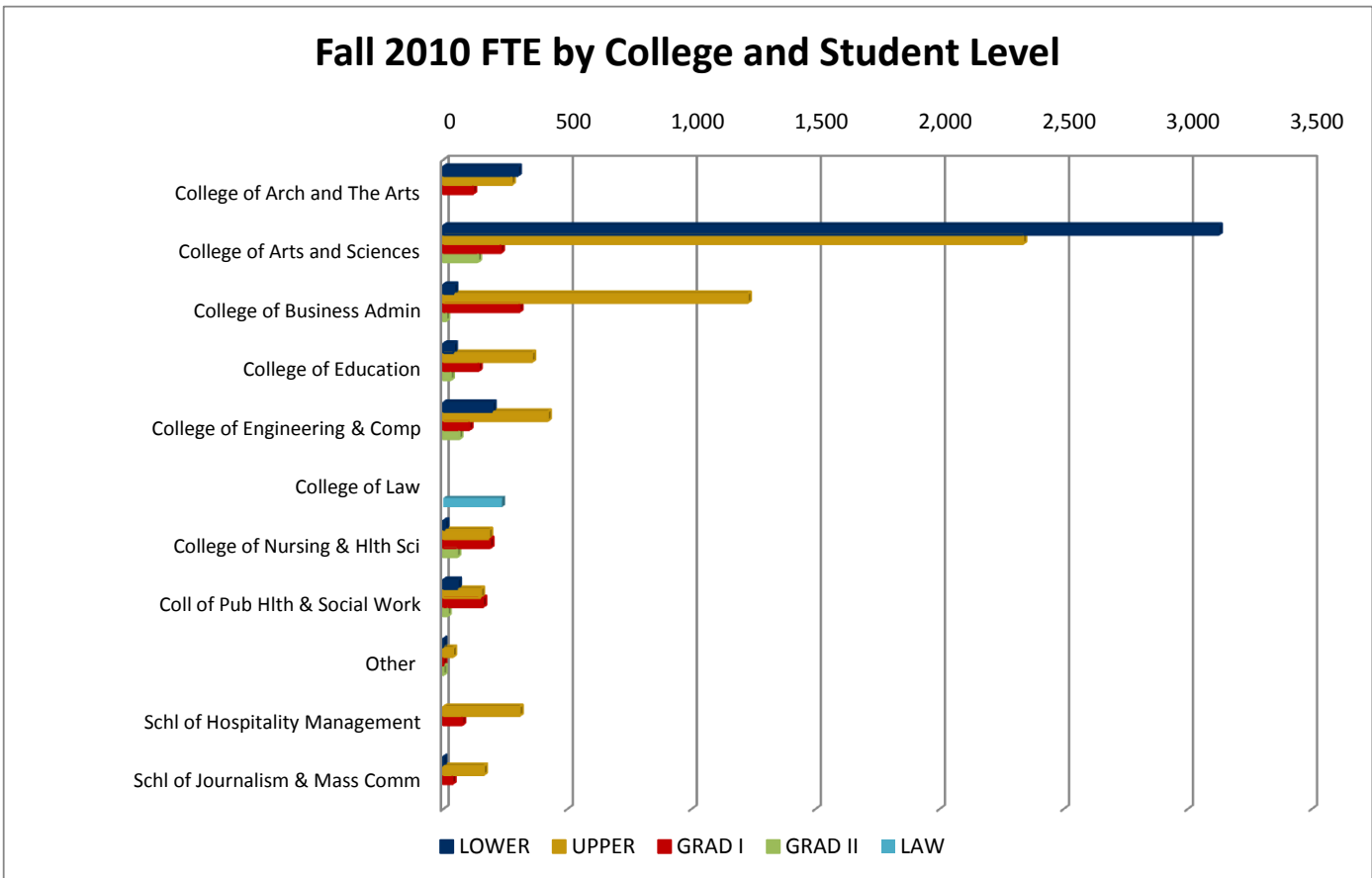
Source: Student Data Course File

* Academic Year 2010 - 2011 reflects preliminary Spring '11 data (data subject to change)

** Does not include data for the College of Medicine

FALL 2010 FULL TIME EQUIVALENT (FTE) BY COLLEGE & STUDENT LEVEL

COLLEGE	LOWER	UPPER	GRAD I	GRAD II	LAW	Grand Total
College of Arch and The Arts	300	276	120			695
College of Arts and Sciences	3,125	2,337	232	140		5,833
College of Business Admin	44	1,227	307	11		1,589
College of Education	43	358	142	30		573
College of Engineering & Comp	198	421	105	65		789
College of Law					237	237
College of Nursing & Hlth Sci	8	184	189	56		437
Coll of Pub Hlth & Social Work	58	152	160	17		387
Other	0	39	0	0		40
Schl of Hospitality Management		307	76			384
Schl of Journalism & Mass Comm	0	163	37			200
Grand Total	3,776	5,463	1,368	320	237	11,163



Source: Student Data Course File

* Academic Year 2010 - 2011 reflects preliminary Spring '11 data (data subject to change)

** Does not include data for the College of Medicine